


GOV.UK Pay

The payments platform
for the UK public sector

What is it?



GOV.UK Pay is a simple way for service teams to take & manage payments online

Category	Value
1605	£790,163
915	165
£8,547	

Enter card details

Card number



accepted credit and debit card types

Expiry Date

For example, 07/17

Month Year

 /

Name on card

Card security code

The last three digits on the back of the card



Payment summary

Example payment
description goes here

Amount to pay:

£5.00

Enter card details

Card number



Accepted credit and debit card types

Enter an expiry date in the future

For example, 10/20

Month Year

/

Name on card

Card security code

The last 3 digits on the back of the card



Payment summary

Salty popcorn

Total amount:

£5.00

[Homepage](#)[API keys](#)[Transactions](#)[Account credentials](#)[Change service name](#)[Payment types](#)[Email notifications](#)

Transactions

Filter transactions

Reference Number

Enter full or partial number

Date range

Date

eg 25/11/2015

1463 transactions

[Download a spreadsheet](#)

1	2	3	Next
---	---	---	------

Reference number

[EX123456](#)

[Homepage](#)[API keys](#)[Transactions](#)[Account credentials](#)[Change service name](#)[Payment types](#)[Email notifications](#)

Payment types

Manage accepted payment types

Debit and credit cards are currently accepted

Card brand



Visa

**Why did we
build it?**

30% of government services take payments.

But paying government is often too difficult for the user, and hard to manage for the service.

**Make it easier
for users**

Fully accessible and user tested services

**Take payments
quickly**

Use GOV.UK Pay and be ready to take
online payments in minutes

Set up online payments quickly and with no
technical knowledge required

**Manage your
payments easily**


Take payments, issue refunds and run reports on your payments

Security is built in

GOV.UK Pay is robust, secure and fully
Payment Card Industry (PCI) compliant

**Used across the
public sector**

Partners from right across the public sector are already using GOV.UK Pay, including the central government, NHS, police and local authorities



**Make it easier
to add and switch
providers**

Department 1

Department 2

Agency 1

Agency 2

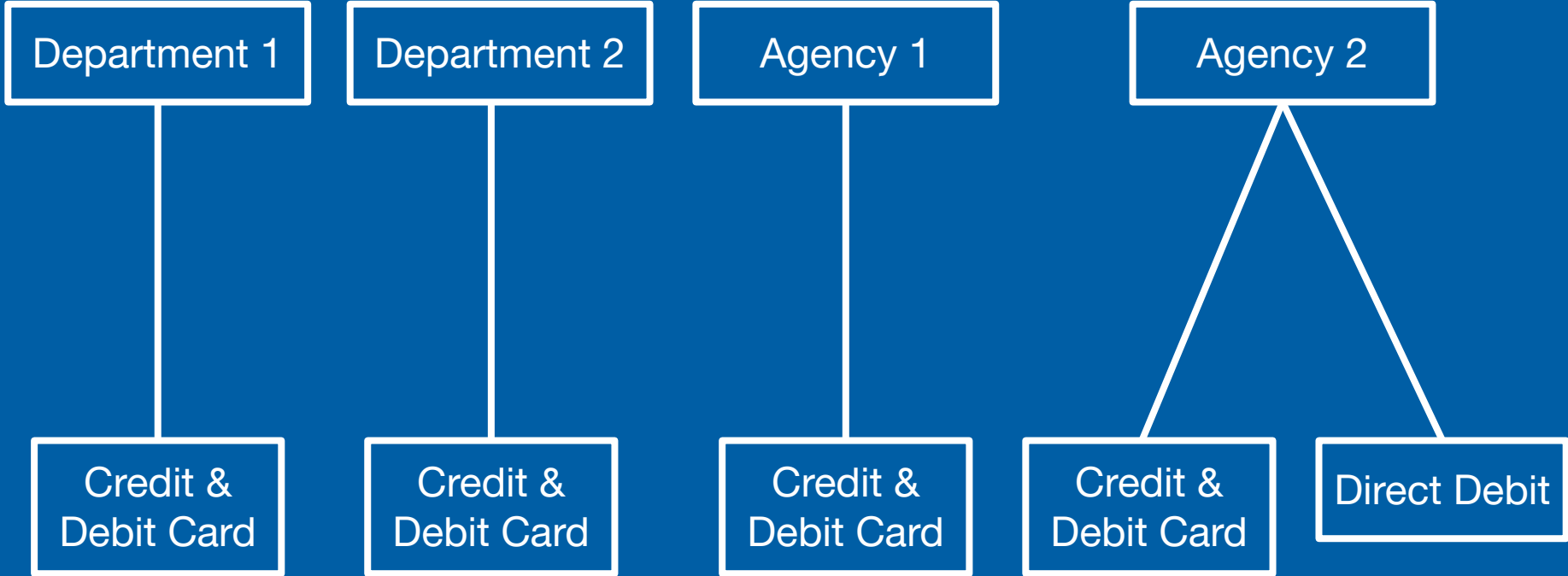
Credit &
Debit Card

Credit &
Debit Card

Credit &
Debit Card

Credit &
Debit Card

Direct Debit



Department 1

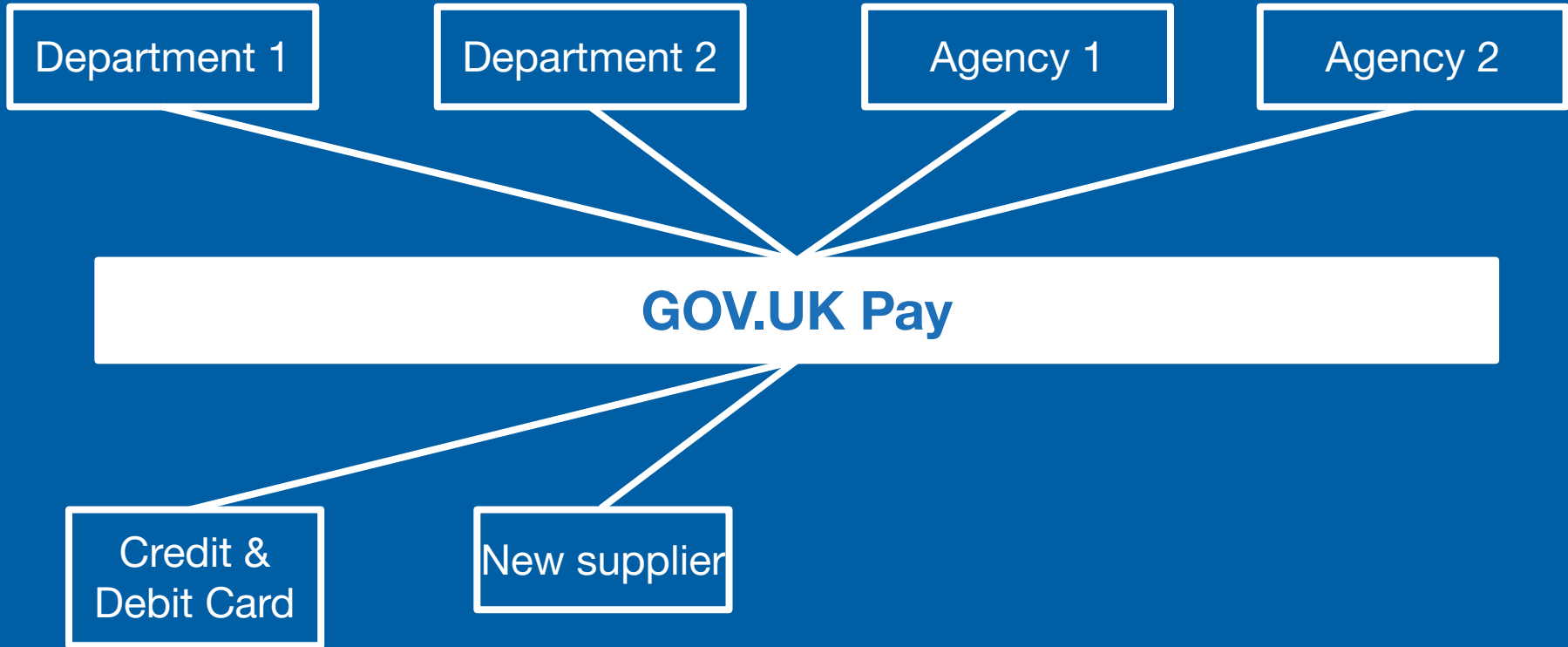
Department 2

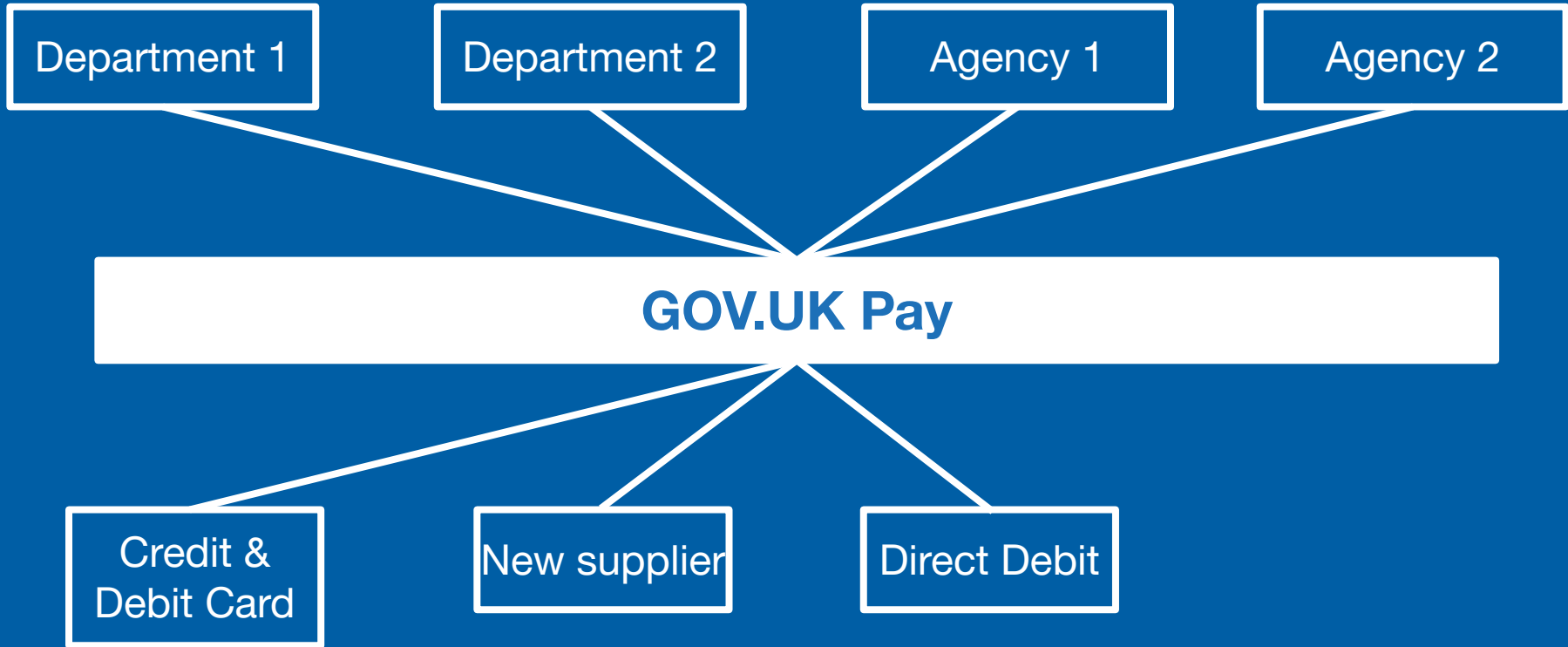
Agency 1

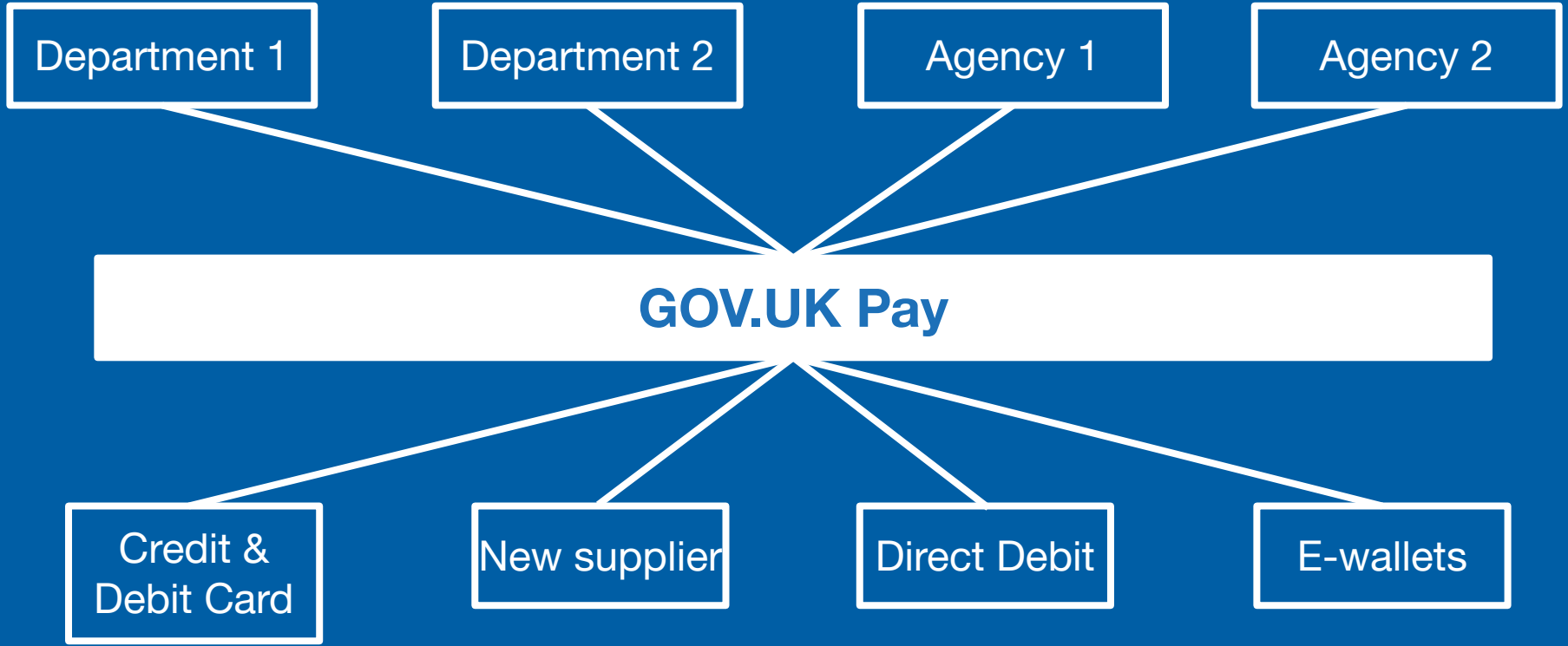
Agency 2

GOV.UK Pay

Credit &
Debit Card







Build it once, use it often

**Start taking
payments in a day**

Receive payments and issue refunds, simply, quickly and securely using payment links.

www.gov.uk/payments/royal-wedding-photographers/royal-wedding-photography-accreditation

**Automate your
service**

I WANT A
FISHING ROD
LICENSE ...

SIZE _____
WHEN _____

PAY

GOV.UK PAY

ENTER CARD
DETAILS

CONFIRM



PAYMENT
SUCCESS

GO FISH!

NEXT

[Manual reporting](#)[Reporting via the GOV.UK Pay API](#)[Get information about a single payment](#)[Generate a list of payments \(search payments\)](#)[Search criteria](#)[Filter by date](#)[Pagination](#)[Refunding payments](#) ∨[Testing GOV.UK Pay](#) ∨[Switching to live](#) ∨[Troubleshooting](#) ∨[Architecture](#) ∨

Reporting via the GOV.UK Pay API

Before reading this section, you should be familiar with the “[Making payments](#)” section.

You can get data from the GOV.UK Pay API in a format suitable for automatic processing. For example, you could develop software to query the GOV.UK Pay API for payment data periodically, and import the data into your finance system. This could remove routine manual operations from your workflow, and lead to significant cost savings for your organisation.

You can use the GOV.UK Pay API to:

- get information about a single payment
- generate a list of payments matching search criteria

Get information about a single payment

```
GET /v1/payments/paymentId
```


Cost

There is no charge to use GOV.UK
Pay.

You continue to pay the transaction rates of the Payment Service provider.

Reporting

Transactions

Reference number

Enter full or partial number

Email address

Enter full or partial email

Name on card

Enter full or partial name

Last 4 card numbers

Last 4 digits of associated card

Card brand

Select a brand

Payment status

Select an option

Date range

Start date

Start time

End date

End time

to

Filter

[Clear Filter](#)

46 transactions

[Download all transaction details as a CSV file](#)

Reference number	Email	Amount	Card brand	State	Date created
6F4Q2H44JS		£5.00		In progress	30 Oct 2018 — 10:59:31
LD9CUQ3S3U		£20.00		Timed out	26 Oct 2018 — 10:54:46

Direct Debit

Set up a Direct Debit

We'll take a one-off payment from your bank account

Name on the account

Sort code

Must be 6 digits long

Account number

Must be between 8 and 10 digits long

Payment summary

Monthly cake

Total amount:

£5.00

creating a Direct Debit online

Bracknell-Forest.gov.uk



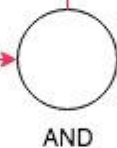
goes to Bracknell Forest site, chooses service, selects DD subscription

makes API call to GOV.UK Pay with reference, DD schedule + amount, return URL, description

user is returned to end service page

GOV.UK Pay

collects sort code, account number, name, email from user



sends emails to user - mandate confirmed, advance notification of payment

sends mandate request and payment request to DD supplier

receives notifications from DD supplier - transaction events updated on self-service; webhook notifications sent to your service

DD supplier

processes requests with bank, notifies GOV.UK Pay with events (mandate confirmed etc)

Self Service Payment Links



[Create a payment link](#)

[Manage payment links](#)

Set payment link information

Title

Briefly describe what the user is paying for. For example, “Pay for a parking permit”.

The website address for this payment link will look like:

`https://www.gov.uk/payments/govuk-pay-live/pay-for-example-service`

Details (optional)

Give your users more information. For example, you could tell them how long it takes for their application to be processed.

Continue

Royal Wedding Photography Accreditation

Payment for accreditation for the Royal Wedding in May 2018 - Windsor.

Payment amount

Proceed to payment

[Privacy policy](#)

OGI All content is available under the [Open Government Licence v3.0](#), except where otherwise stated



© Crown copyright

Branding

Use GOV.UK Pay or your own logo